



**NYS COMMISSION ON  
ETHICS AND LOBBYING  
IN GOVERNMENT**

**2025**

# **PRELIMINARY LOBBYING DATA**

Data as entered in 2025 lobbying filings as of  
March 17, 2026.

**[ETHICS.NY.GOV](https://ethics.ny.gov)**



## New York State Commission on Ethics and Lobbying in Government

Seymour W. James, Jr.  
Chair

Sanford N. Berland  
Executive Director

Public Information Office:  
518-486-7842  
[press@ethics.ny.gov](mailto:press@ethics.ny.gov)

[Ethics.ny.gov](https://ethics.ny.gov)  
*For Immediate Release:*  
*April 16, 2026*

### **PRELIMINARY LOBBYING SPENDING REACHES NEW PINNACLE, UP NEARLY 2% FROM 2024 TO \$384.5 MILLION IN 2025**

#### **Budget Bills Claim Top Three Spots for Most Lobbied Bills**

#### **Preliminary 2025 Charts Now Available**

#### **[Preliminary July to December 2025 Client Semi-Annual Report and November to December 2025 Bi-monthly Lobbyist Report Data Now Available](#)**

Preliminary lobbying data shows that total lobbying spending reached a new pinnacle in 2025 at \$384.5 million, a 1.96% increase when compared with the \$377.1 million preliminary spending in 2024, Commission on Ethics and Lobbying in Government (the Commission or COELIG) Executive Director Sanford N. Berland announced today. Summary preliminary charts detailing 2025 lobbying spending and activity are now available. [The Commission also released preliminary data for the July to December 2025 Client Semi-Annual data and the November to December 2025 Lobbyist Bi-monthly data.](#)

“Lobbying spending has continued to rise every year since the pandemic, with preliminary spending in 2025 reaching a record level at \$384.5 million. The final 2025 numbers are expected to be even higher, but the preliminary figure alone represents a nearly 30% increase in annual lobbying spending since 2019, before spending dipped during the pandemic,” Executive Director Sanford N. Berland said. “With more and more money being spent to influence state lawmakers, regulators, and procurement decisionmakers, it remains crucial that all New Yorkers have clear and frequent access to lobbying data. The Commission remains committed to maximizing transparency and ensuring that the public has access to lobbying data and trends in a concise and timely manner.”

“Lobbying spending is once again reaching new heights, which underscores the importance of full compliance with New York’s lobbying laws and regulations,” Chair Seymour W. James, Jr. said. “Proper disclosure is an essential step toward restoring public trust in government, and the Commission will continue to monitor filings closely to ensure lobbying activity is reported accurately.”

## **2025 Total Preliminary Lobbying Spending Breaks Previous Record**

Preliminary total lobbying spending in 2025 reached an unprecedented \$384.5 million, indicating that 2025 was another record-breaking year. The total marks a \$7.4 million, or 1.96%, increase from the 2024 preliminary spending record of \$377.1 million. The data is based on information in preliminary data contained in public corporation bi-monthly reports and client semi-annual reports as of March 17, 2026.

## **2025 Preliminary Highest Client Spenders**

Based upon the preliminary data, the three highest client spenders for 2025, ranked by compensation and expenses, were the Coalition for New York's Future at \$3.6 million, Genting New York LLC at \$3.5 million, and Queens Future, LLC at \$3.2 million. Greater New York Hospital Association, Inc claimed the fourth spot at \$3.1 million, followed by American Beverage Association (#5), Hotel Trades Council, AFL-CIO & Hotel Ass. of NYC, Inc Labor Management Coop. Trust Fund (#6), and United University Professions, Inc (#7). Rounding out the ten highest spenders list was Homeowners Ffe LLC at \$2.3 million, Maplebear Inc D/B/A Instacart at \$2.1 million, and Madd Equities LLC at \$1.8 million.

## **2025 Retained Lobbyists Ranked by Preliminary Compensation**

The preliminary grand total of compensation for the ten most highly compensated retained lobbyists in 2025 reached \$119.8 million, up \$5.3 million from 2024. Brown & Weinraub Advisors, LLC remained in the highest compensation spot with \$24.3 million in compensation, a \$2.2 million increase from 2024. Kasirer LLC ranked second at \$17.4 million, followed by Bolton-St. Johns, LLC, down from the number two spot in 2024, at \$17.3 million. In fourth was Greenberg Traurig, LLP at \$14.9 million, followed by Ostroff Associates, Inc (#5), Hinman Straub Advisors, LLC (#6), and The Parkside Group LLC (#7). Hollis Public Affairs, Inc ranked eighth at \$7.4 million, followed by Pitta Bishop & Del Giorno LLC (#9) and Cozen O'Connor Public Strategies, LLC (#10) with \$6.7 million in compensation.

## **2025 Clients Ranked by Preliminary Total Compensation to Retained Lobbyists**

The three clients paying the highest compensation to retained lobbyists in 2025 saw a slight change when compared to 2024. Genting New York LLC remained in the first spot, having paid \$3.5 million in compensation to seven different retained lobbyists, and Queens Future, LLC remained in the second spot with \$2.0 million paid to 13 retained lobbyists. Madd Equities LLC moved into the third spot with \$1.8 million paid to five retained lobbyists, followed by TSG Coney Island Entertainment (#4), Multistate Associates LLC (#5), Trial Lawyers Association (NYS) (#6), Northwell Health, Inc (#7), and National Strategies, LLC (#8). Rounding out the top ten list was Bally's Corporation (#9) and Cojo Strategies LLC (#10).

## **2025 Lobbying Firms by Number of Clients**

The three lobbying firms with the greatest total number of clients saw no change from 2024. Brown & Weinraub Advisors, LLC held on to the top spot with 383 contractual clients and 422 beneficial clients. Bolton-St. Johns, LLC and Kasirer LLC maintained their number two and three spots respectively, with Bolton-St. Johns, LLC at 285 contractual clients and 292 beneficial clients and Kasirer LLC at 241 contractual clients and 246 beneficial clients. Greenberg Traurig, LLP held the fourth spot, followed by Ostroff Associates (#5), Hinman Straub Advisors, LLC (#6), and Pitta Bishop & Del Giorno LLC (#7). Constantinople & Vallone Consulting LLC landed in the eighth spot with 115 contractual clients and 115 beneficial clients, followed by The Parkside Group LLC (#9) and Cozen O'Connor Public Strategies, LLC (#10).

## **2025 Top State Bills, Subjects, and Parties Lobbied**

Based upon the preliminary data, budget-related bills dominated the most lobbied in 2025, with Senate Bill 3003 and Assembly Bill 3003 claiming the number one and two spots, both of which focused on the Aid to Localities Budget. The third most lobbied bill was Assembly Bill 3007, which centered on implementing the state Health and Mental Hygiene Budget for the 2025-2026 state fiscal year. The top lobbied non-budget bills included S929, which provides for the protection of health information, and S1464 and A1749, which both enact the “packaging reduction and recycling infrastructure act.”

Leading lobbying subjects/topics appear to have remained unchanged in 2025 from 2023 and 2024, with Miscellaneous Business, Budget/Appropriations, and Health representing the top three. The most lobbied parties in 2025 also appear to have remained the same from 2024. The Executive Chamber/Office of the Governor held the top spot with 4,463 filings, followed by the NYS Senate Majority Program and Counsel Staff with 2,396 filings, and the NYS Assembly Majority Program and Counsel Staff with 2,142 filings.

## **About COELIG**

Established by the 2022 Ethics Commission Reform Act and made effective in July 2022, the Commission’s charge is to foster public trust in government by ensuring compliance with the state’s ethics and lobbying laws and regulations. It has jurisdiction over more than 330,000 officers and employees at state agencies and departments, including commissions, boards, state public benefit corporations, public authorities, SUNY, CUNY, and the statutory closely affiliated corporations; the four statewide elected officials and candidates for those offices; employees and members of the state Legislature and legislative candidates; and state and local lobbyists and their clients.

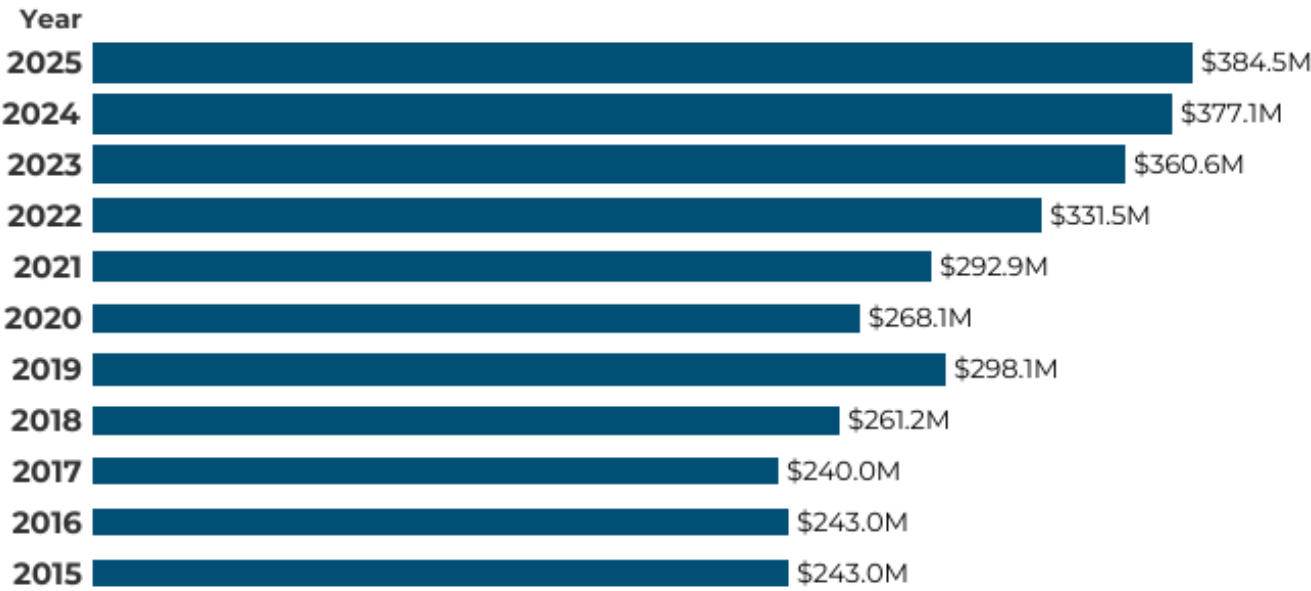
The Commission administers, enforces, and interprets New York’s ethics and lobbying laws by providing information, education, and guidance regarding ethics and lobbying laws; promoting compliance through audits, investigations, and enforcement proceedings; issuing formal and informal advisory opinions; and promulgating regulations implementing the laws under its jurisdiction.

The Commission promotes transparency by conducting its proceedings publicly to the fullest extent permitted by law and by making the financial and other disclosures filed by those subject to the Commission's authority publicly available. These disclosures include, but are not limited to, annual financial disclosure statements filed by over 30,000 individuals, and millions of records contained in registration statements and activity and expense reports filed by lobbyists and their clients.

###

# 2025 Preliminary Annual Lobbying Spending

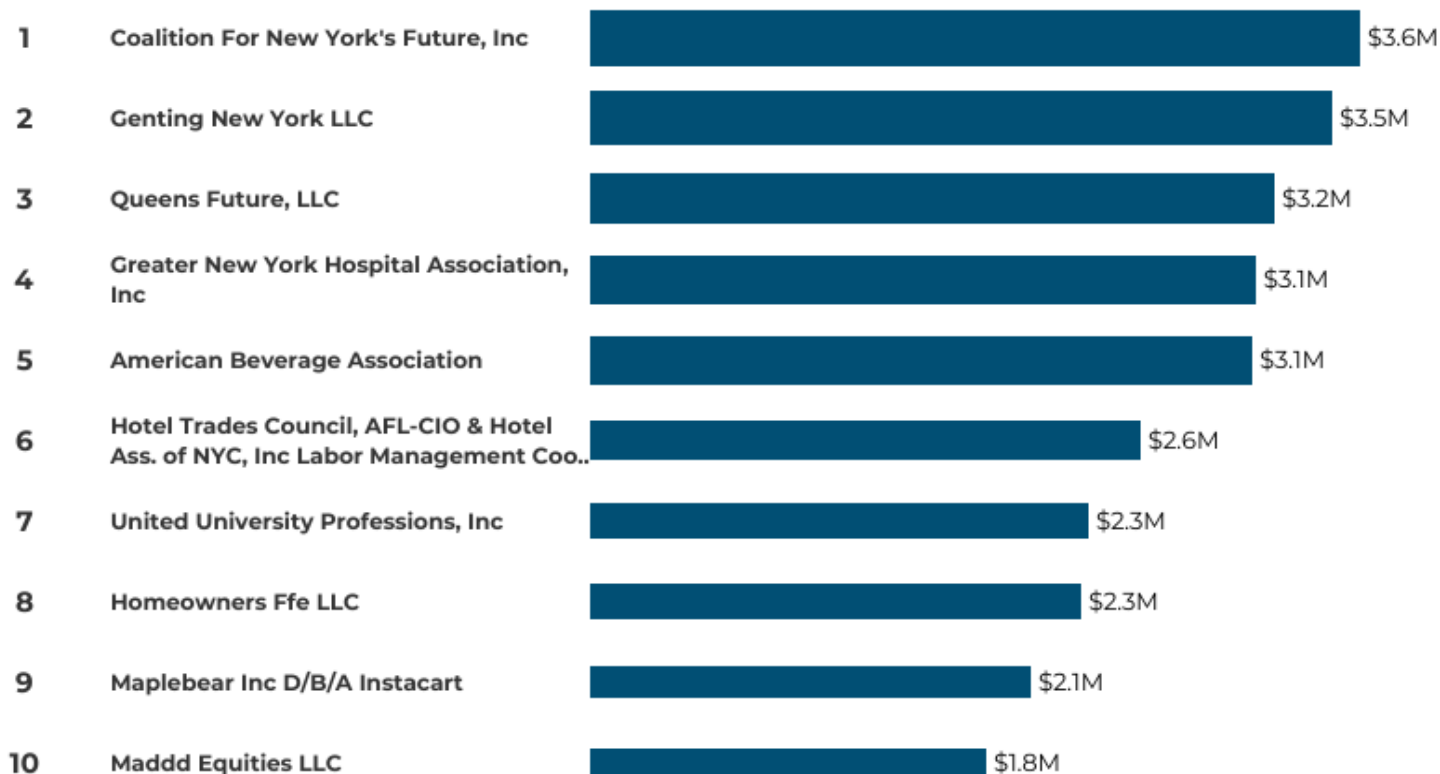
## Year-Over-Year Comparison of Total \$ Spent on Lobbying



Spending figures represent the sum of the compensation and expense amounts reported in client semi-annual and public corporation bi-monthly filings as of March 17, 2026.

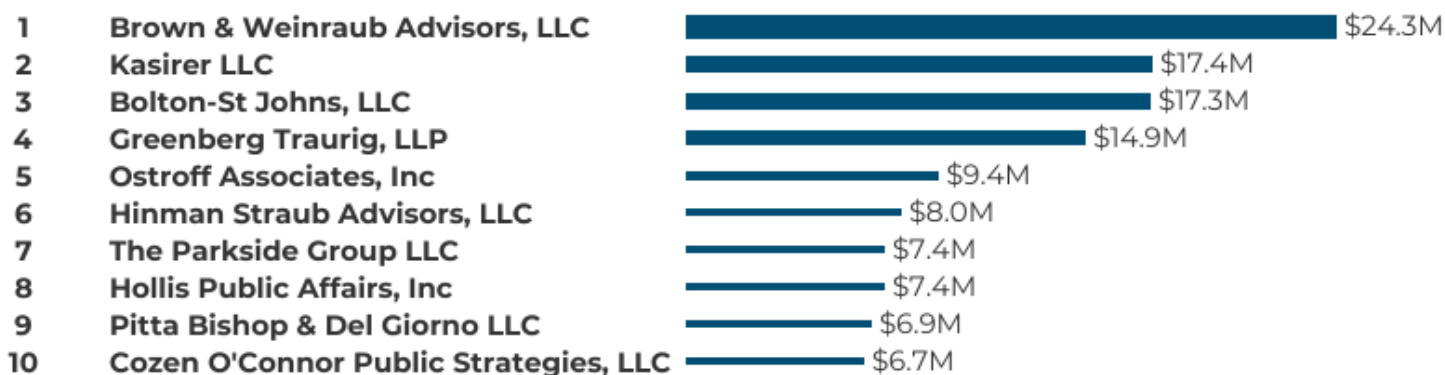
# 2025 Top Client Spenders

## Ranked by Compensation and Expenses



Spending amounts represent 2025 compensation and expense amounts – including salaries of non-lobbying employees, itemized expenses, and expenses less than \$75 as reported in client semi-annual and public corporation bi-monthly filings as of March 17, 2026.

# 2025 Retained Lobbyists Ranked by Compensation



Ranking based on 2025 compensation information as reported in lobbyist bi-monthly filings submitted as of March 17, 2026.

# 2025 Clients Ranked by Total Compensation to Retained Lobbyists

Client-Lobbyist	Total Payments	Client-Lobbyist	Total Payments
<b>1 GENTING NEW YORK LLC</b> <ul style="list-style-type: none"> <li>Albany Strategic Advisors, LLC • Bolton-St Johns, LLC</li> <li>Cordo &amp; Company, LLC • Jenkins, Patrick B &amp; Associates</li> <li>Moonshot Strategies LLC • Obsidian Strategists LLC</li> <li>Ward Strategies LLC</li> </ul>	<b>\$3.5M</b>	<b>6 TRIAL LAWYERS ASSOCIATION (NYS)</b> <ul style="list-style-type: none"> <li>Beaudoin and Company LLC • Jenkins, Patrick B &amp; Associates</li> <li>Riddett Associates Inc</li> </ul>	<b>\$1.3M</b>
<b>2 QUEENS FUTURE, LLC</b> <ul style="list-style-type: none"> <li>Dickinson &amp; Avella, Pllc • Green Book Strategies LLC</li> <li>Hawk Hill Strategic Services • Hollis Public Affairs, Inc</li> <li>Lemma Strategies Inc • London House LLC</li> <li>Marcos a Crespo LLC • Mirram Group LLC</li> <li>Nuevo Diaz &amp; Associates LLC • Red Oak Street LLC</li> <li>Rxr Development Services LLC • Trip Yang Strategies LLC</li> <li>Tusk Strategies LLC</li> </ul>	<b>\$2.0M</b>	<b>7 NORTHWELL HEALTH, INC</b> <ul style="list-style-type: none"> <li>Brown &amp; Weinraub Advisors, LLC • Cojo Strategies LLC</li> <li>Ennead Architects LLP • Fried Frank Harris Shriver &amp; Jacobson, LLP • Kasirer LLC • Mkbs Management Corp Db a McBride Consulting &amp; Business Development Group</li> <li>The Ickes &amp; Enright Group, Inc</li> </ul>	<b>\$1.2M</b>
<b>3 MADDD EQUITIES LLC</b> <ul style="list-style-type: none"> <li>Akerman LLP • Batista Group LLC • Constantinople &amp; Vallone Consulting LLC • Mirram Group LLC</li> <li>The Carey Group, LLC</li> </ul>	<b>\$1.8M</b>	<b>8 NATIONAL STRATEGIES, LLC</b> <ul style="list-style-type: none"> <li>B2Gny Group LLC • Brown &amp; Weinraub Advisors, LLC • Carnevale Consulting, LLC • Cdd Strategies LLC • Greenberg Traurig, LLP • Kasirer LLC • Mark Grossman Public Relations</li> <li>Mkbs Management Corp Db a McBride Consulting &amp; Business Development Group • O'Donnell &amp; Associates, LLC • Ostroff Associates, Inc • The Parkside Group LLC</li> </ul>	<b>\$1.2M</b>
<b>4 TSG CONEY ISLAND ENTERTAINMENT HOLDCO LLC</b> <ul style="list-style-type: none"> <li>Bender Cantone Consulting, Inc • Law Office of Domenic M Recchia, Jr • Patricia Lynch Associates, Inc • Sheppard Mullin Richter &amp; Hampton LLP</li> </ul>	<b>\$1.6M</b>	<b>9 BALLY'S CORPORATION</b> <ul style="list-style-type: none"> <li>Advance Group, Inc • Albany Strategic Advisors, LLC • Allied Government Affairs, LLC • Cmw Strategies LLC • Cojo Strategies LLC • Elizabeth Velez Enterprise Corp • Fried Frank Harris Shriver &amp; Jacobson, LLP • Moonshot Strategies LLC • Pitta Bishop &amp; Del Giorno LLC • Stanley K Schlein Esq • Steel Lion Strategies, Inc • Ward Strategies LLC</li> </ul>	<b>\$1.2M</b>
<b>5 MULTISTATE ASSOCIATES LLC</b> <ul style="list-style-type: none"> <li>Bolton-St Johns, LLC • GreenbergTraurig, LLP</li> <li>Hinman Straub Advisors, LLC • Hodes &amp; Landy, Inc</li> <li>Jenkins, Patrick B &amp; Associates • Northeast Government Consulting, LLC • Ostroff Associates, Inc • The Parkside Group LLC</li> </ul>	<b>\$1.5M</b>	<b>10 COJO STRATEGIES LLC</b> <ul style="list-style-type: none"> <li>Jmg Strategies Inc</li> </ul>	<b>\$1.0M</b>

Ranking based on total compensation paid to all lobbyists as reported in client semi-annual filings submitted as of March 17, 2026.  
 \*Multistate Associates LLC and National Strategies, LLC are contractual clients that only act as intermediaries to retain the services of lobbyists for the benefit of others.

## 2025 Lobbying Firms by Number of Clients

Rank	Principal Lobbyist	Total Clients	# Contractual Clients	# Beneficial Clients	Total Compensation Received
1	Brown & Weinraub Advisors, LLC	805	383	422	\$24,284,663
2	Bolton-St Johns, LLC	577	285	292	\$17,311,475
3	Kasirer LLC	487	241	246	\$17,396,708
4	Greenberg Traurig, LLP	433	211	222	\$14,915,647
5	Ostroff Associates, Inc	345	171	174	\$9,422,087
6	Hinman Straub Advisors, LLC	251	123	128	\$8,023,138
7	Pitta Bishop & Del Giorno LLC	246	123	123	\$6,909,027
8	Constantinople & Vallone Consulting ..	230	115	115	\$6,431,244
9	The Parkside Group LLC	223	109	114	\$7,427,393
10	Cozen O'Connor Public Strategies, LLC	214	105	109	\$6,718,503

Number of clients is based on the number of contractual/beneficial clients reported on 2025-2026 Lobbyist Statements of Registration. Total 2025 compensation is the sum of all compensation paid by clients to principal lobbyists as reported in lobbyist bi-monthly filings as of March 17, 2026.

## 2025 Most Lobbied State Bills

Rank	Print No	Title	# of Clients	# of Lobbyists	# of Filings
1	S3003	AID TO LOCALITIES BUDGET	190	97	393
2	A3003	AID TO LOCALITIES BUDGET	173	93	350
3	A3007	Enacts into law major components of legislation necessary to implement the state health and mental hygiene budget for ..	165	108	395
4	A3008	Enacts into law major components of legislation necessary to implement the state transportation, economic developmen..	164	105	363
5	S3008	Enacts into law major components of legislation necessary to implement the state transportation, economic developmen..	194	118	420
6	S929	Provides for the protection of health information	85	78	237
7	S3007	Enacts into law major components of legislation necessary to implement the state health and mental hygiene budget for ..	163	110	399
8	S1464	Enacts the "packaging reduction and recycling infrastructure act"	127	102	361
9	A1749	Enacts the "packaging reduction and recycling infrastructure act"	121	97	352
10	S3006	Enacts into law major components of legislation necessary to implement the state education, labor, housing and family as..	101	80	245

Lobbied bills are as reported by both lobbyists and public corporations in bi-monthly filings for each unique Principal Lobbyist/Client/Beneficial Client registration grouping. These table counts reflect 2025 filings submitted as of March 17, 2026.

## 2025 Most Lobbied Parties

Rank	Party	# of Lobbyists	# of Clients	# of Filings
1	Executive Chamber/Office of the Governor	605	1,519	4,463
2	NYS Senate Majority Program and Counsel St..	309	984	2,396
3	NYS Assembly Majority Program and Counsel ..	300	866	2,142
4	Senator Jeremy A. Cooney	268	478	1,202
5	Assemblymember Michaelle C. Solages	262	444	1,048
6	Senator Pete Harckham	251	387	993
7	Assemblymember John T. McDonald III	245	401	944
8	Assemblymember Harry B. Bronson	231	398	934
9	Senator Shelley B. Mayer	251	404	927
10	Assemblymember Amy R. Paulin	222	384	923
11	Division of the Budget	200	388	913
12	Senator James G. Skoufis	244	413	902
13	Senator Jamaal T. Bailey	246	398	896
14	Governor Kathy Hochul (effective 8/24/21)	291	324	874
15	Assemblymember Amy R. Paulin, staff memb..	190	323	871

Lobbied parties as reported by lobbyists and public corporations in 2025 bi-monthly filings for each unique Principal Lobbyist/Client/Beneficial Client registration grouping. These table counts reflect 2025 filings submitted as of March 17, 2026.

## 2025 Top Subjects Lobbied

Rank	Subjects Lobbied	# of Lobbyists	# of Clients	# of Filings
1	Miscellaneous Business – General	251	1,085	6,077
2	Budget/Appropriations	432	855	5,166
3	Health – General	352	634	4,042
4	Real Estate – General	180	687	3,809
5	Economic Development – General	187	393	2,080
6	Education – General	208	331	1,965
7	Labor – General	175	227	1,406
8	Transportation – General	161	242	1,382
9	Energy & Natural Resources – Gener..	177	243	1,366
10	Health – Hospitals & Nursing Homes	103	152	1,011

“# of Lobbyists” represents the number of lobbyists who reported the subject on behalf of a client, or client-beneficial client grouping, in at least one 2025 bi-monthly filing. Subjects are counted once if they appear in any bi-monthly filing disclosed by the same Principal Lobbyist/Client/Beneficial Client registration grouping. The number of lobbyists and number of clients are counted from the associated registrations.