



PRELIMINARY CLIENT SEMI-ANNUAL LOBBYING DATA JANUARY-JUNE 2025

PRELIMINARY BI-MONTHLY LOBBYING DATA MAY-JUNE 2025

Data as entered in 2025
lobbying filings as of
July 23, 2025.

ETHICS.NY.GOV



**New York State
Commission on Ethics and Lobbying in
Government**

Seymour W. James, Jr.
Chair

Sanford N. Berland
Executive Director

Public Information Office:
518-486-7842
press@ethics.ny.gov

Ethics.ny.gov
*For Immediate Release:
August 20, 2025*

**PRELIMINARY DATA SHOWS
JANUARY-JUNE 2025 CLIENT SEMI-ANNUAL LOBBYING
SPENDING UP SLIGHTLY YEAR-OVER-YEAR TO \$183.25 MILLION;
EXPENSES DOWN NEARLY 20%**

**MAY-JUNE 2025 LOBBYIST COMPENSATION AND EXPENSES DIPPED
FROM PREVIOUS MONTHS**

**January-June 2025 Client Semi-Annual and May-June 2025 Bi-Monthly
Preliminary Charts Now Available**

Preliminary lobbying data shows that January-June 2025 total client semi-annual (CSA) lobbying compensation and expenses reached \$183.25 million, up 0.43% from the previous year, while May-June 2025 lobbyist compensation and expenses totaled \$65.25 million, down 1.99% from March-April 2025, Executive Director Sanford N. Berland announced today. Detailed charts on January-June 2025 Client Semi-Annual and May-June 2025 Bi-Monthly lobbying activity are now available.

“The preliminary January-June CSA data shows that lobbyist compensation and total spending increased year-over-year while expenses declined,” Executive Director Berland said. “At the same time, the preliminary data from May-June 2025 shows a dip in spending when compared with January-February and March-April due to a decrease in expenses. These fluctuations underscore the importance of providing the public timely awareness of lobbying activity and associated spending as efforts to influence state and local decision-making shift throughout the year.”

“Promoting transparency in lobbying activity and spending is not an option; it is a crucial step in building public trust in state and local government. The public is entitled to know on a timely basis who is being lobbied, who is doing the lobbying, what is being lobbied on, and who is paying for the lobbying,” Chair Seymour W. James, Jr. said. “The continuous publication of up-to-date lobbying data allows the public to gain a clearer picture of lobbying activity in New York State.”

January-June 2025 Preliminary CSA Lobbying Spending

From January through June of this year, the preliminary CSA lobbying spending totaled \$183.25 million, an increase of \$786,412 from the \$182.46 million spent in January through June 2024. Lobbyist compensation reached \$162.79 million, a jump of \$5.85 million from the \$156.94 million spent in 2024. Expenses totaled \$20.46 million, marking a \$5.06 million, or 19.84%, decrease from the \$25.52 million spent during the same period in 2024. Expenses included \$17.98 million in itemized expenses, \$1.7 million in related expenses, and \$773,543 in expenses less than \$75.

January-June 2025 Top Client Spenders and Clients Ranked by Total Payments to Retained Lobbyists

The top three client spenders included Queens Future, LLC at \$1.92 million, Genting New York LLC at \$1.88 million, and Alliance to Protect Home Care, Inc at \$1.79 million. The number four spot was held by United University Professions, Inc at \$1.7 million, followed by Greater New York Hospital Association, Inc (#5), Coalition for New York's Future, Inc (#6), Sports Betting Alliance (#7), TSG Coney Island Entertainment Holdco LLC (#8), and Madd Equities LLC (#9). The final spot of the top ten was held by American Beverage Association at \$1.02 million.

The top three clients ranked by total payments to retained lobbyists included Genting New York LLC with \$1.88 million paid to seven retained lobbyists, TSG Coney Island Entertainment Holdco LLC with \$1.14 million paid to four retained lobbyists, and Madd Equities LLC with \$1.11 million paid to five retained lobbyists. In the fourth spot was Queens Future, LLC with \$1.02 million paid to 12 retained lobbyists, followed by Trial Lawyers Association (NYS) at number five. Rounding out the top ten list was Multistate Associates LLC (#6), Northwell Health, Inc (#7), Bally's Corporation (#8), National Strategies, LLC (#9), and Charter Communications Operating, LLC (#10).

May-June 2025 Preliminary Lobbying Spending and Top Professional Lobbyists

The preliminary lobbying spending for May-June 2025 totaled \$65.25 million, down \$1.32 million from March-April 2025 and \$22,407 from January-February 2025. Lobbyist compensation continued to dominate total spending at \$59.24 million. Expenses totaled \$6.01 million, a 22.24% decrease from the \$6.94 million spent from March-April 2025 and a 13.44% decrease from the \$7.72 million expended in January-February 2025. Expenses included \$5 million in itemized expenses, \$851,268 in non-lobbying expenses, and \$151,322 in expenses less than \$75.

The top three retained lobbyists, ranked by compensation only, remained unchanged from January-February 2025 and March-April 2025 bi-monthly reports. Brown & Weinraub Advisors, LLC continued to hold the top spot at \$4.3 million, followed by Kasirer LLC at \$3.0 million and Bolton-St Johns, LLC at \$2.9 million. Greenberg Traurig, LLP remained in fourth at \$2.5 million, followed by Ostroff Associates, Inc (#5), Hinman Straub Advisors, LLC (#6), Hollis Public Affairs Inc. (#7), and The Parkside Group, LLC (#8). Rounding out the top ten

were Pitta Bishop & Del Giorno LLC (#9) at \$1.2 million and Cozen O'Connor Public Strategies, LLC (#10).

May-June 2025 Lobbyists Firms Ranked by Number of Clients

The top three lobbying firms by number of clients in May-June 2025 remained unchanged from March-April 2025. The top spot was Brown & Weinraub Advisors, LLC, with 314 Contractual Clients and 350 Beneficial Clients, followed by Bolton-St. Johns, LLC with 234 Contractual Clients and 239 Beneficial Clients (#2), and Kasirer LLC with 199 Contractual Clients and 202 Beneficial Clients (#3). Greenberg Traurig, LLP was once again fourth on the list, followed by Ostroff Associates, Inc. (#5), Hinman Straub Advisors, LLC (#6), Pitta Bishop & Del Giorno LLC (#7), Constantinople & Vallone Consulting LLC (#8), and The Parkside Group, LLC (#9). Hollis Public Affairs re-entered the list with 89 Contractual Clients and 90 Beneficial Clients (#10).

May-June 2025 Top Bills, Topics, and Parties Lobbied

Article VII bills and budget bills comprised many of the top 10 bills cited as lobbied in May-June 2025, but the top three spots for most lobbied bills were non-budget related bills. Senate Bill 1464 and Assembly Bill 1749, which would enact the packaging reduction and recycling infrastructure act, were the first and second most lobbied bills. The third most lobbied bill was Assembly Bill A8427, also known as the FAIR Act, which is aimed at broadly expanding consumer protections against unfair and abusive business practices.

The top three parties lobbied changed positions from March-April 2025 with the Legislative Majorities comprising the top two spots in May-June 2025. The parties included the NYS Senate Majority Program and Counsel Staff with 752 filings, the NYS Assembly Majority Program and Counsel Staff with 697 filings, and the Executive Chamber/Office of the Governor with 574 filings.

With respect to lobbying subjects and topics, Miscellaneous Business, Budget/Appropriations, and Health once again occupied the top three spots in May-June 2025.

COELIG Ongoing Efforts to Increase Accessibility to Lobbying Data

A chief priority for the Commission since its inception has been to increase public access to the data the Commission receives:

- **More Frequent and Timely Lobbying Reports:** In 2025, the Commission began releasing preliminary aggregated lobbying data every two months to increase transparency in lobbying spending.
- **Open NY:** In 2023, [COELIG's lobbying data became the largest data set on Open NY](#) when it added its hundreds of millions of lobbying records to the open-platform website. To date, more than 278 million lobbying records are available for download by journalists, researchers, and the public.

- **Section 166 Forms:** In early 2024, the Commission digitized thousands of the 2022 and 2023 Executive Law Section 166 records of appearances before the 11 Executive Branch agencies and departments designated in that statute, so they are more readily searchable and available electronically to anyone who requests access. The Commission continues to add Section 166 records for 2024 and 2025.
- **Lobbying Registration and Termination Docket:** To increase public access to lobbying data, in 2023 [COELIG launched an enhanced Lobbying Registration and Termination Docket](#) that provides increased transparency concerning information about the contractual agreements between clients and lobbyists, including level of government to be lobbied, description of agreement, compensation and expense information, and more.

About COELIG

Established by the 2022 Ethics Commission Reform Act and made effective in July 2022, the Commission's charge is to foster public trust in government by ensuring compliance with the state's ethics and lobbying laws and regulations. It has jurisdiction over more than 330,000 officers and employees at state agencies and departments, including commissions, boards, state public benefit corporations, public authorities, SUNY, CUNY, and the statutory closely affiliated corporations; the four statewide elected officials and candidates for those offices; employees and members of the state Legislature and legislative candidates; and state and local lobbyists and their clients.

The Commission administers, enforces, and interprets New York's ethics and lobbying laws by providing information, education, and guidance regarding ethics and lobbying laws; promoting compliance through audits, investigations, and enforcement proceedings; issuing formal and informal advisory opinions; and promulgating regulations implementing the laws under its jurisdiction.

The Commission promotes transparency by conducting its proceedings publicly to the fullest extent permitted by law and by making the financial and other disclosures filed by those subject to the Commission's authority publicly available. These disclosures include, but are not limited to, annual financial disclosure statements filed by over 30,000 individuals, and millions of records contained in registrations and activity and expense reports filed by lobbyists and their clients.

###

(C1) PRELIMINARY CLIENT SEMI-ANNUAL LOBBYING SPENDING SUMMARY, JANUARY-JUNE 2024 & 2025







Total Dollars Reported Spent on Lobbying by Expense Category

	2024	2025
<u>Compensation and expenses (Total)</u>	<u>\$182,462,422</u>	<u>\$183,248,834</u>
Compensation	\$156,943,102	\$162,791,782
<u>Expenses (Subtotal)</u>	<u>\$25,519,320</u>	<u>\$20,457,052</u>
Itemized expenses	\$23,090,858	\$17,978,814
Expenses less than \$75	\$688,300	\$773,543
Non-lobbying expenses	\$1,740,162	\$1,704,695

Spending figures represent compensation and expense amounts reported to the Commission in January-June 2024 filings submitted through July 23, 2024 and in January-June 2025 filings submitted through July 25, 2025. This preliminary data has not been reconciled against data submitted in the corresponding bi-monthly reports. Please utilize the Public Search Query for the most up-to-date data.

(C2) PRELIMINARY SUMMARY OF CLIENT SPENDING ON COMPENSATION & EXPENSES

January-June, 2024 & 2025

2024	Compensation & Expenses		\$182.5M
	Compensation		\$156.9M
	Expenses		\$25.5M
2025	Compensation & Expenses		\$183.2M
	Compensation		\$162.8M
	Expenses		\$20.5M

Expenditure data was reported in client semi-annual filings for January to June of 2024, submitted as of July 25, 2024, and for January-June 2025 submitted as of July 23, 2025.

(C3) 10 HIGHEST CLIENT SPENDERS, JANUARY-JUNE 2025

Clients Ranked by Compensation and Expenses

1	Queens Future, LLC	\$1.92M
2	Genting New York LLC	\$1.88M
3	Alliance to Protect Home Care, Inc	\$1.79M
4	United University Professions, Inc	\$1.70M
5	Greater New York Hospital Association, Inc	\$1.60M
6	Coalition for New York's Future, Inc	\$1.35M
7	Sports Betting Alliance	\$1.25M
8	TSG Coney Island Entertainment Holdco LLC	\$1.14M
9	Madd Equities LLC	\$1.14M
10	American Beverage Association	\$1.02M

Ranking based on compensation and expense information (includes aggregate expenses of salaries of non-lobbying employees; itemized expenses; and aggregate expenses of less than \$75) reported to the Commission in Client Semi-Annual Reports and Public Corporation Filings submitted as of July 23, 2025.

(C4) CLIENTS RANKED BY TOTAL PAYMENTS TO RETAINED LOBBYISTS, JANUARY-JUNE 2025

Rank	Contractual Client	~ Retained	Lobbyists ~	Total Compensation
1	Genting New York LLC	Albany Strategic Advisors, LLC Bolton-St Johns, LLC Cordo & Company, LLC Jenkins, Patrick B & Associates	Moonshot Strategies LLC Obsidian Strategists LLC Ward Strategies LLC	\$1,884,000
2	TSG Coney Island Entertainment Holdco LLC	Bender Cantone Consulting, Inc Law Office of Domenic M Recchia, Jr Patricia Lynch Associates, Inc	Sheppard Mullin Richter & Hampton LLP	\$1,141,580
3	Madd Equities LLC	Akerman LLP Batista Group LLC Constantinople & Vallone Consulting LLC	Miram Group LLC The Carey Group, LLC	\$1,106,951
4	Queens Future, LLC	Dickinson & Avella, PLLC Green Book Strategies LLC Hawk Hill Strategic Services Hollis Public Affairs, Inc Lemma Strategies Inc London House LLC Marcos a Crespo LLC	Miram Group LLC Nuevo Diaz & Associates LLC Rxr Development Services LLC Trip Yang Strategies LLC Tusk Strategies LLC	\$1,020,411
5	Trial Lawyers Association (NYS)	Beaudoin and Company LLC Jenkins, Patrick B & Associates Riddett Associates Inc	Trial Lawyers Association (NYS)	\$727,266
6	Multistate Associates LLC	Bolton-St Johns, LLC Greenberg Traurig, LLP Hinman Straub Advisors, LLC Hodes & Landy, Inc Jenkins, Patrick B & Associates Northeast Government Consulting, LLC	Ostroff Associates, Inc The Parkside Group LLC Whiteman Osterman & Hanna LLP Willett Public Affairs LLC	\$687,749
7	Northwell Health, Inc	Brown & Weinraub Advisors, LLC Cojo Strategies LLC Ennead Architects LLP Fried Frank Harris Shriver & Jacobson, LLP	Kasirer LLC Mkbs Management Corp Dba McBride Consulting & Business Development Group The Ickes & Enright Group, Inc	\$671,070
8	Bally's Corporation	Albany Strategic Advisors, LLC Allied Government Affairs, LLC Elizabeth Velez Enterprise Corp Fried Frank Harris Shriver & Jacobson, LLP Moonshot Strategies LLC	Pitta Bishop & Del Giorno LLC Stanley K Schlein Esq Steel Lion Strategies, Inc Ward Strategies LLC	\$576,480
9	National Strategies, LLC	B2Gny Group LLC Brown & Weinraub Advisors, LLC Carnevale Consulting, LLC Cdd Strategies LLC Greenberg Traurig, LLP Kasirer LLC	Mark Grossman Public Relations O'Donnell & Associates, LLC Ostroff Associates, Inc The Parkside Group LLC	\$557,250
10	Charter Communications Operating, LLC	Catalyst Government Relations, LLC Jenkins, Patrick B & Associates Kasirer LLC London House LLC	Mercury Public Affairs LLC Mirram Group LLC Tusk Strategies LLC	\$504,000

Ranking based on compensation reported in Client Semi-Annual Reports and Public Corporation filings submitted as of July 23, 2025. *Multistate Associates LLC and National Strategies, LLC are contractual clients that generally act as intermediary to retain the services of a lobbyist for the benefit of others.

(1) PRELIMINARY SPENDING FOR LOBBYISTS, MAY-JUNE 2025

Total Dollars Reported Spent on Lobbying by Expense Category

	Total
<u>Compensation and expenses (Total)</u>	<u>\$65,249,594</u>
Compensation	\$59,243,522
<u>Expenses (Subtotal)</u>	<u>\$6,006,072</u>
Itemized expenses	\$5,003,482
Expenses less than \$75	\$151,322
Non-lobbying expenses	\$851,268

Spending figures represent May-June 2025 compensation and expense amounts reported to the Commission in lobbyist bi-monthly and public corporation bi-monthly filings as of July 25, 2025.

(2) BIMONTHLY SPENDING ON LOBBYIST COMPENSATION & EXPENSES

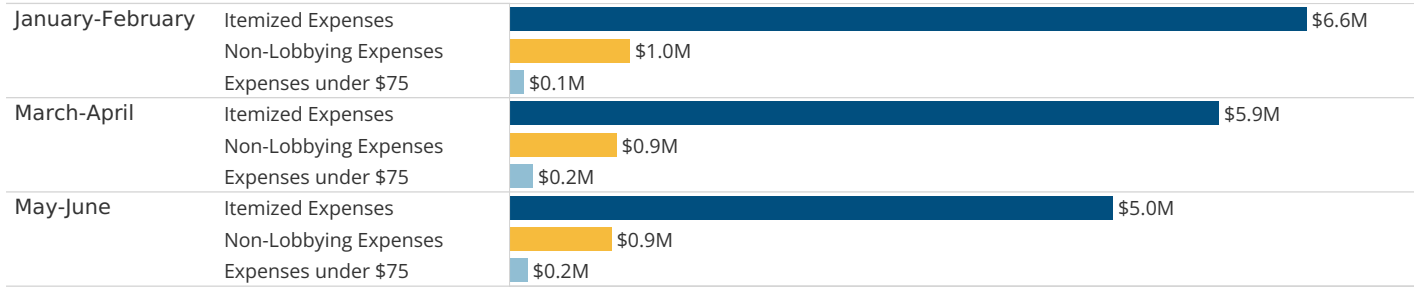
January-February to May-June, 2025

January-February	Compensation & Expenses	\$65.3M
	Compensation	\$57.5M
	Expenses	\$7.7M
March-April	Compensation & Expenses	\$66.6M
	Compensation	\$59.6M
	Expenses	\$6.9M
May-June	Compensation & Expenses	\$65.25M
	Compensation	\$59.2M
	Expenses	\$6.0M

Expenditure data was reported in lobbyist bi-monthly filings submitted as of July 23, 2025.

(3) BIMONTHLY SPENDING TREND BY EXPENSE TYPE

January-February to May-June, 2025



Expenditure data was reported in lobbyist bi-monthly filings submitted as of July 23, 2025.

(4) PROFESSIONAL LOBBYISTS, MAY-JUNE 2025

Highest Paid Retained Lobbyists by Compensation Only

1	Brown & Weinraub Advisors, LLC	\$4.3M
2	Kasirer LLC	\$3.0M
3	Bolton-St Johns, LLC	\$2.9M
4	Greenberg Traurig, LLP	\$2.5M
5	Ostroff Associates, Inc	\$1.6M
6	Hinman Straub Advisors, LLC	\$1.4M
7	Hollis Public Affairs, Inc	\$1.2M
8	The Parkside Group LLC	\$1.2M
9	Pitta Bishop & Del Giorno LLC	\$1.2M
10	Cozen O'Connor Public Strategies, LLC	\$1.1M

Ranking based on May-June 2025 compensation information reported in lobbyist bi-monthly filings submitted as of July 23, 2025.

(5) LOBBYING FIRMS BY GREATEST NUMBER OF CONTRACTUAL CLIENTS, MAY-JUNE 2025

Rank	Principal Lobbyist	# of Contractual Clients	# of Beneficial Clients	Compensation
1	Brown & Weinraub Advisors, LLC	314	350	\$4,257,964
2	Bolton-St Johns, LLC	234	239	\$2,852,466
3	Kasirer LLC	199	202	\$2,983,234
4	Greenberg Traurig, LLP	191	198	\$2,459,844
5	Ostroff Associates, Inc	142	143	\$1,595,807
6	Hinman Straub Advisors, LLC	117	122	\$1,364,082
7	Pitta Bishop & Del Giorno LLC	114	114	\$1,150,738
8	Constantinople & Vallone Consulting LLC	103	103	\$1,082,874
9	The Parkside Group LLC	90	95	\$1,197,840
10	Hollis Public Affairs, Inc	89	90	\$1,230,800

Firms are listed by the number of contractual clients reported on 2025-2026 Lobbyist Statements of Registration. Total compensation is the sum of all compensation paid by clients to principal lobbyists as reported in May-June 2025 lobbyist bi-monthly filings as of July 23, 2025.

(6) TOP TOPIC TRENDS, MAY-JUNE 2025

Subjects Lobbied Ranked by Selections Indicated in Lobbyist Bi-Monthly and Public Corporation Bi-Monthly Filings

Rank	Subjects Lobbied	# Lobbyists	# Clients	# Filings
1	Miscellaneous Business - General	220	865	1,009
2	Budget/Appropriations	387	738	878
3	Health - General	309	542	673
4	Real Estate - General	155	534	630
5	Economic Development - General	159	314	353
6	Education - General	185	279	333
7	Labor - General	154	203	235
8	Transportation - General	134	199	227
9	Energy & Natural Resources - General	147	198	226
10	Health - Hospitals & Nursing Homes	93	137	170

"Subjects Lobbied" represents the number of lobbyists who reported the activity on behalf of a client in May-June 2025 bi-monthly filings submitted as of July 23, 2025. The number of lobbyists and number of clients are counted from the associated registrations.

(7) TOP TEN MOST LOBBIED BILLS, MAY-JUNE 2025

Rank	Focus #	Title	# Filings	# Lobbyists	# Clients
1	S1464	Enacts the "packaging reduction and recycling infrastructure act"	122	86	107
2	A1749	Enacts the "packaging reduction and recycling infrastructure act"	118	81	103
3	A8427	Enacts the "fostering affordability and integrity through reasonable (FAIR) business practices act"	66	43	55
4	S3003	AID TO LOCALITIES BUDGET	63	33	58
5	S3008	Enacts into law major components of legislation necessary to implement the state transportation, economic development and environmental conservation budget for the 2025-2026 state fiscal y..	58	39	56
6	S4158	Enacts the NY Home Energy Affordable Transition Act; and repeals certain provisions of the public service law relating to gas service and sale	51	46	46
7	S3007	Enacts into law major components of legislation necessary to implement the state health and mental hygiene budget for the 2025-2026 state fiscal year	49	37	43
	S4423	Provides for the types of damages that may be awarded to the persons for whose benefit an action for wrongful death is brought	49	37	38
	S8416	Enacts the "fostering affordability and integrity through reasonable (FAIR) business practices act"	49	35	46
8	A3007	Enacts into law major components of legislation necessary to implement the state health and mental hygiene budget for the 2025-2026 state fiscal year	47	33	42
9	A6063	Provides for the types of damages that may be awarded to the persons for whose benefit an action for wrongful death is brought	46	34	35
10	A3003	AID TO LOCALITIES BUDGET	45	30	43
	A3008	Enacts into law major components of legislation necessary to implement the state transportation, economic development and environmental conservation budget for the 2025-2026 state fiscal y..	45	32	45
	S3006	Enacts into law major components of legislation necessary to implement the state education, labor, housing and family assistance budget for the 2025-2026 state fiscal year	45	35	44
11	A3006	Enacts into law major components of legislation necessary to implement the state education, labor, housing and family assistance budget for the 2025-2026 state fiscal year	41	37	41
	S5684	Relates to returnable bottles; repealer	41	33	38
12	A6191	Relates to producer responsibility	40	28	35
	A6222	Relates to establishing the "340B prescription drug anti-discrimination act"	40	31	29
	S1913	Relates to establishing the "340B prescription drug anti-discrimination act"	40	32	29
	S5062	Relates to producer responsibility	40	29	35
13	A6543	Relates to returnable bottles; repealer	39	31	36
	S3005	Enacts into law major components of legislation necessary to implement the state public protection and general government budget for the 2025-2026 state fiscal year	39	26	38
	S3412	Provides for the regulation of all indoor and outdoor worksites	39	24	38
14	S172	Relates to increasing short-term disability benefits	36	31	33
15	A84	Relates to increasing short-term disability benefits	35	30	31
16	A6708	Relates to prevailing wage requirements applicable to construction projects performed under private contract; repealer	34	29	30
	A8888	Relates to the provision of gas service to new customers	34	30	31
17	S5931	Postpones the implementation and enforcement of the advanced clean trucks regulations	32	25	28
	S6378	Relates to prevailing wage requirements applicable to construction projects performed under private contract; repealer	32	29	29
18	A136	Relates to the medical aid in dying act	31	29	25
	A3005	Enacts into law major components of legislation necessary to implement the state public protection and general government budget for the 2025-2026 state fiscal year	31	24	30
19	A6453	Relates to the training and use of artificial intelligence frontier models	30	27	23
	S138	Relates to the medical aid in dying act	30	28	25
20	A6359	Postpones the implementation and enforcement of the advanced clean trucks regulations	29	23	25
	S335	Relates to actions or practices that establish or maintain a monopoly, monopsony or restraint of trade, and authorizes a class action lawsuit in the state anti-trust law	29	26	27

Lobbied bills are ranked by the number of filings in which they appeared. Lobbied bills are reported by both lobbyists and public corporations in bi-monthly filings for each unique Principal/Client/Beneficial Client grouping. These table counts reflect May-June 2025 bi-monthly filings submitted as of July 23, 2025.

(8) TOP 15 MOST FREQUENTLY LISTED LOBBIED PARTIES, MAY-JUNE 2025

Rank	Party	# Lobbyists	# Clients	# Filings
1	NYS Senate Majority Program and Counsel Staff	202	659	752
2	NYS Assembly Majority Program and Counsel Staff	200	599	697
3	Executive Chamber/Office of the Governor	280	508	574
4	Senator Jeremy A. Cooney	152	260	291
5	Assemblymember Michaelle C. Solages	147	227	256
6	Senator Shelley B. Mayer	150	213	245
7	Senator James G. Skoufis	142	215	242
8	Assemblymember John T. McDonald III	133	212	240
9	Senator Pete Harckham	145	210	235
10	Senator Jamaal T. Bailey	136	205	233
11	Senator Michael N. Gianaris	130	206	232
12	Assemblymember J. Gary Pretlow	146	192	225
13	Assemblymember Amy R. Paulin	125	197	224
14	Assemblymember Harry B. Bronson	135	195	220
15	Senator Leroy Comrie	128	191	216

Lobbied parties are ranked by the number of May-June 2025 bi-monthly filings in which they appear. In case of a tie, the party lobbied by a greater number of lobbyists and clients is assigned a higher rank. Lobbied parties are reported by both lobbyists and public corporations in bi-monthly filings for each unique Principal/Client/Beneficial Client grouping. These table counts reflect May-June 2025 bi-monthly filings submitted as of July 23, 2025.