



20 24

PRELIMINARY LOBBYING DATA

Data as entered in 2024 lobbying filings as of March 20, 2025.



[ETHICS.NY.GOV](https://ethics.ny.gov)



New York State Commission on Ethics and Lobbying in Government

Leonard B. Austin
Chair

Sanford N. Berland
Executive Director

Public Information Office:
518-486-7842
press@ethics.ny.gov

[Ethics.ny.gov](https://ethics.ny.gov)
For Immediate Release:
April 3, 2025

LOBBYING SPENDING REACHED \$377.1 MILLION IN 2024; SURPASSED RECORD 2023 SPENDING BY 4.57%

Healthcare and Gaming Interests Among Largest Client Spenders

Preliminary 2024 Lobbying Charts Available

Lobbying spending continued to reach a new height with a preliminary total of \$377.1 million spent on lobbying activities in 2024, the Commission on Ethics and Lobbying in Government (the Commission or COELIG) Executive Director Sanford N. Berland announced today. The total marks a 4.57% increase from \$360.6 million spent in 2023, making 2024 another record-breaking year. Detailed charts on 2024 lobbying spending follow in this report.

“In 2025, our work proves to be more crucial than ever as lobbying spending reaches unprecedented levels,” Executive Director Sanford N. Berland said. “Last year, we saw changes in the top 10 client spenders over the previous year, with healthcare and gaming organizations now topping the list. In addition, the Commission continues to experience an increasingly higher volume of lobbying filings, and is making and responding to tens of thousands of lobbying-related inquiries. This demonstrates the Commission’s important role in ensuring all lobbying activity is accurately reported and shared with the public.”

“As lobbying spending continues to rise to never-seen-before heights, the Commission is committed to increasing transparency by releasing aggregated lobbying data more frequently and sooner than in the past,” Chair Leonard B. Austin said. “Through the Commission’s compliance and enforcement efforts, we are ensuring lobbyists and clients are correctly reporting their lobbying activities so the public can see the full picture of which organizations and individuals are seeking to influence state and local decision-making.”

Lobbying Spending Reaches All-Time High

Preliminary total lobbying spending in 2024 rose to the highest level yet, with more than \$377.1 million spent by those individuals and entities lobbying state and local officials and policymakers. This marks a 4.57% increase from the previous record of \$360.6 million reported in 2023, with an additional \$16.5 million spent in 2024. The data is based on information in public corporation bi-monthly reports and client semi-annual reports as of March 20, 2025.

Lobbying filings also saw a 5.8% increase in 2024, with 77,883 filings total. Lobbying-related inquiries and responses totaled 39,491, a 3.2% increase from the 38,269 received in 2023.

LOBBYING GUIDANCE AND FILINGS		
Year	Lobbying Inquiries & Responses	Lobbying Filings
2024	39,491	77,883
2023	38,269	73,560
Percent Increase	3.2%	5.9%

Top Client Spenders and Retained Lobbyists

The healthcare industry had several top client spenders in 2024. The 1199SEIU Labor Management Initiatives, Inc. Healthcare Education Project again topped the list with \$11.5 million spent on lobbying activities—up more than \$3.1 million from 2023. A newcomer to the Top 10 clients category, the Alliance to Protect Home Care, Inc. came in second this year with \$10.6 million in lobbying spending. The Greater New York Hospital Association fell to the number 4 spot from number 3 last year with \$3 million in spending.

The gaming industry featured two top client spenders with Genting New York LLC ranking third on the list at \$3.2 million in spending and newcomer Queens Future, LLC at number 5 with \$2.6 million in lobbying. Total client spending among the top ten client spenders reached \$39.1 million, marking another significant increase from the \$31.59 million in 2023.

Rounding out the Top 10 were United University Professions, Inc. (#6, not in top 10 in 2023), AIRBNB, Inc. (#7, also not in the top 10 in 2023), newcomer Multistate Associates (#8), the NYS Trial Lawyers Association (dropping to #9 from #8 in 2023), and newcomer the American Beverage Association (#10). Multistate Associates, LLC is a contractual client that generally acts as an intermediary to retain the services of lobbyists for the benefit of others.

TOP 10 CLIENT SPENDERS

Clients Ranked by Compensation and Expenses

	CLIENT	AMOUNT
1.	1199SEIU Labor Management Initiatives, Inc. Healthcare Education Project	\$11,479,165
2.	ALLIANCE TO PROTECT HOME CARE, INC.	\$10,576,094
3.	GENTING NEW YORK LLC	\$3,213,000
4.	GREATER NEW YORK HOSPITAL ASSOCIATION, INC.	\$3,010,983
5.	Queens Future, LLC	\$2,615,189
6.	UNITED UNIVERSITY PROFESSIONS, INC.	\$2,190,654
7.	AIRBNB, INC.	\$1,720,592
8.	MULTISTATE ASSOCIATES LLC*	\$1,476,256
9.	TRIAL LAWYERS ASSOCIATION (NYS)	\$1,440,619
10.	AMERICAN BEVERAGE ASSOCIATION	\$1,408,193

** Multistate Associates, LLC is a contractual client that generally acts as an intermediary to retain the services of lobbyists for the benefit of others.*

As for professional/retained lobbyists, the grand total of compensation (excluding coalition contributions) for the top ten retained lobbyists in 2024 reached \$114.5 million. Once again Brown & Weinraub Advisors, LLC topped the list with \$22.1 million in compensation, which remained steady from 2023. Bolton-St. Johns, LLC received \$18.1 million for its lobbying on behalf of clients, retaining second place, and Kasirer LLC stayed at #3 with \$17.1 million in compensation and expenses. Other rankings include Greenberg Traurig (#4), Ostroff Associates (#5), Hinman Straub Advisors (#6), and Pitta Bishop & Del Giorno, LLC (#7). Closing out the list are The Parkside Group, LLC (#8), Cozen O'Connor Public Strategies, LLC (#9), and Manatt, Phelps, & Phillip, LLP (#10).

Clients Ranked by Top Compensation Payment

Last year saw a change in the top clients when ranked by compensation paid to retained lobbyists. Genting New York LLC remained in the number one spot, having paid \$3.2 million in compensation to seven different retained lobbyists. However, Queens Future, LLC earned the number two spot at \$1.6 million in compensation and Multistate Associates LLC claimed the number three spot, having paid \$1.5 million to ten retained lobbyists.

Lobbying Firms by Number of Clients

Last year saw little change in the top lobbying firms by number of clients, with no change in the top three ranked firms. Brown & Weinraub Advisors, LLC held on to the top spot with 342 contractual clients and 375 beneficial clients. Their total compensation totaled \$22.1 million. Bolton-St. Johns, LLC and Kasirer LLC maintained their number two and three spots respectively, with Bolton-St. Johns, LLC at 292 contractual clients and 291 beneficial clients and Kasirer LLC at 242 contractual clients and 250 beneficial clients. Compensation expenses for the top ten lobbying firms totaled \$114.5 million in 2024.

Top Subjects, State Bills, and Parties Lobbied

Top lobbying subjects/topics remained unchanged in 2024 with Miscellaneous Business, Budget/Appropriations, and Health representing the top three. The top bills lobbied in 2024 continued to be budget bills and included Senate Bill 8307 and Assembly Bill 8807, both of which centered on implementing the state Health and Mental Hygiene Budget for the 2024-2025 state fiscal year. In the third spot was Senate Bill 8303, which focused on the Aid to Localities Budget by making appropriations for the support of government. Similarly, the top three parties lobbied remained the same and included Executive Chamber/Office of the Governor with 4,574 filings, NYS Senate Majority Program and Counsel Staff with 2,434 filings, and NYS Assembly Majority Program and Counsel Staff with 2,046 filings.

About COELIG

Established by the 2022-2023 Enacted State Budget and made effective in July 2022, the Commission's charge is to foster public trust in government by ensuring compliance with the state's ethics and lobbying laws and regulations. It has jurisdiction over more than 330,000 officers and employees at state agencies and departments, including commissions, boards, state public benefit corporations, public authorities, SUNY, CUNY, and the statutory closely affiliated corporations; the four statewide elected officials and candidates for those offices; employees and members of the state Legislature and legislative candidates; and state and local lobbyists and their clients.

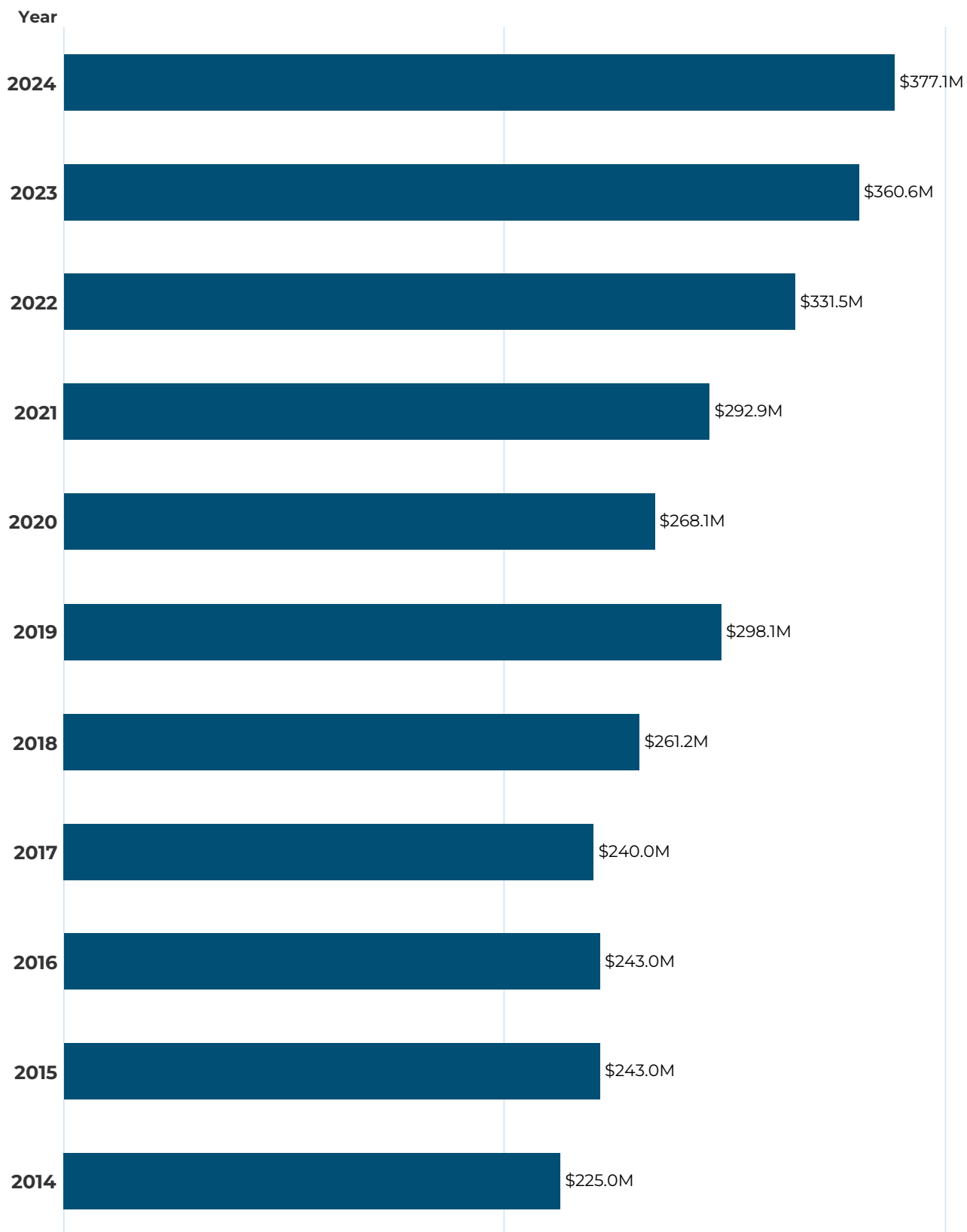
The Commission administers, enforces, and interprets New York's ethics and lobbying laws by providing information, education, and guidance regarding ethics and lobbying laws; promoting compliance through audits, investigations, and enforcement proceedings; issuing formal and informal advisory opinions; and promulgating regulations implementing the laws under its jurisdiction.

The Commission promotes transparency by conducting its proceedings publicly to the fullest extent permitted by law and by making the financial and other disclosures filed by those subject to the Commission's authority publicly available. These disclosures include, but are not limited to, annual financial disclosure statements filed by over 30,000 individuals, and millions of records contained in registrations and activity and expense reports filed by lobbyists and their clients.

###

(1) ANNUAL LOBBYING SPENDING, 2024

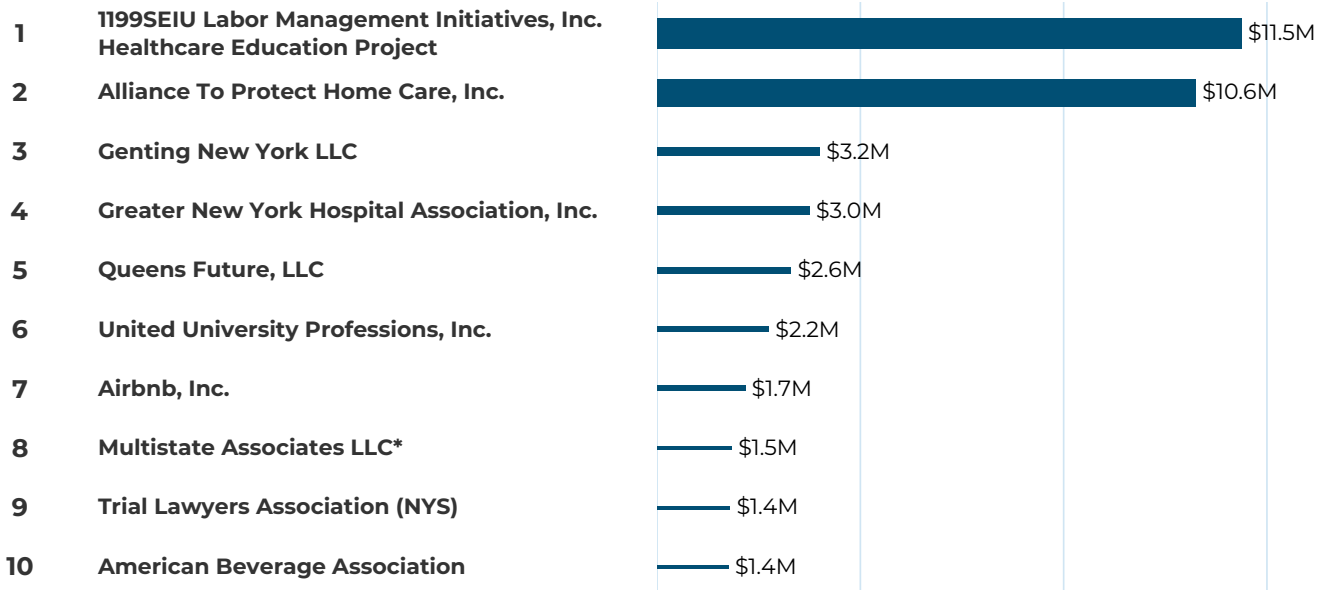
Year-Over-Year Comparison of Total \$ Spent on Lobbying



Spending amounts represent the sum of 2024 compensation and expense amounts reported in client semi-annual and public corporation bi-monthly filings as of March 20, 2025.

(2) TOP 10 CLIENT SPENDERS, 2024

Clients Ranked by Compensation and Expenses

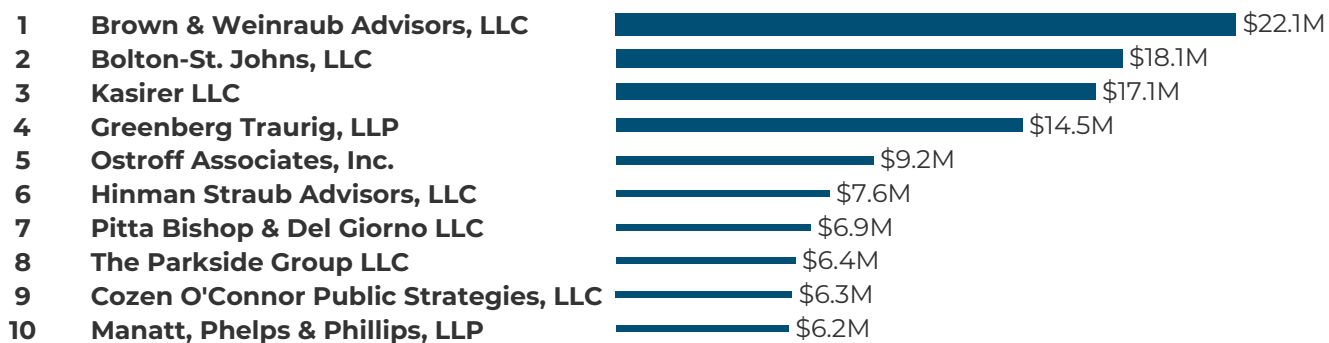


Spending amounts represent the sum of 2024 compensation and expense amounts – including salaries of non-lobbying employees, itemized expenses, and expenses less than \$75 – reported in client semi-annual and public corporation bi-monthly filings as of March 20, 2025.

*Multistate Associates LLC is a contractual client that generally acts as intermediary to retain the services of a lobbyist for the benefit of others.

(3) PROFESSIONAL LOBBYISTS, 2024

Retained Lobbyists Ranked by Compensation Only



Ranking based on 2024 compensation information reported in all lobbyist bi-monthly filings submitted as of March 20, 2025.

(4) CONTRACTUAL CLIENTS RANKED BY TOTAL COMPENSATION PAID TO RETAINED LOBBYISTS, 2024

Client-Lobbyist	Total Payments	Client-Lobbyist	Total Payments
1. GENTING NEW YORK LLC	\$3,213,000	6. NATIONAL STRATEGIES, LLC*	\$1,157,831
<ul style="list-style-type: none"> · Albany Strategic Advisors, LLC · Bolton-St Johns, LLC · Cordo & Company, LLC · Jenkins, Patrick B & Associates · Moonshot Strategies LLC · Obsidian Strategists LLC · Ward Strategies LLC 		<ul style="list-style-type: none"> · B2Gny Group LLC · Bolton-St Johns, LLC · Brown & Weinraub Advisors, LLC · Cdd Strategies LLC · Greenberg Traurig, LLP · Kasirer LLC · Mark Grossman Public Relations · Masiello Martucci Hughes · O'Donnell & Associates, LLC · Ostroff Associates, Inc · The Parkside Group LLC 	
2. QUEENS FUTURE, LLC	\$1,633,802	7. CHARTER COMMUNICATIONS OPERATING, LLC	\$1,120,000
<ul style="list-style-type: none"> · Dickinson & Avella, PLLC · Gold Eagle Strategies LLC · Green Book Strategies LLC · H & C Consulting LLC · Hollis Public Affairs, Inc · Lemma Strategies Inc · London House LLC · Marcos A Crespo LLC · Mirram Group LLC · Moonshot Strategies LLC · Nuevo Diaz & Associates LLC · Rxr Development Services LLC · Tusk Strategies LLC 		<ul style="list-style-type: none"> · Actum Ca Opco, LLC · Catalyst Government Relations, LLC · Erg Advisors LLC · Jenkins, Patrick B & Associates · Kasirer LLC · London House LLC · Mercury Public Affairs LLC · Mirram Group LLC · Ostroff Associates, Inc · Tusk Strategies LLC 	
3. MULTISTATE ASSOCIATES LLC*	\$1,476,256	8. RAI SERVICES COMPANY	\$973,000
<ul style="list-style-type: none"> · Bolton-St Johns, LLC · Greenberg Traurig, LLP · Hinman Straub Advisors, LLC · Hodes & Landy, Inc · Jenkins, Patrick B & Associates · Northeast Government Consulting, LLC · Ostroff Associates, Inc · The Parkside Group LLC · Whiteman Osterman & Hanna LLP · Willett Public Affairs LLC 		<ul style="list-style-type: none"> · Bolton-St Johns, LLC · Carl Andrews & Associates, Inc · Harris, Steven W, LLC · Jem Associates NY , LLC · M3L Global Strategies Group LLC · Mckinley Strategies, LLC · Multicultural Healthcare Marketing Group LLC 	
4. TRIAL LAWYERS ASSOCIATION (NYS)	\$1,358,009	9. PHARMACEUTICAL RESEARCH & MANUFACTURERS OF AMERICA (PHRMA)	\$863,332
<ul style="list-style-type: none"> · Beaudoin and Company LLC · Jenkins, Patrick B & Associates · Riddett Associates Inc 		<ul style="list-style-type: none"> · Dickinson & Avella, PLLC · Distinctive Public Affairs, LLC · J Strategies Inc · Tress Capitol Advisors LLC 	
5. BALLY'S CORPORATION	\$1,300,162	10. AMAZON.COM SERVICES LLC	\$843,224
<ul style="list-style-type: none"> · Albany Strategic Advisors, LLC · Allied Government Affairs, LLC · Elizabeth Velez Enterprise Corp · Fried Frank Harris Shriver & Jacobson, LLP · Metropolitan Public Strategies, Inc · Moonshot Strategies LLC · Pitta Bishop & Del Giorno LLC · Pryor Cashman LLP · Stanley K Schlein Esq · Steel Lion Strategies, Inc · Ward Strategies LLC 		<ul style="list-style-type: none"> · Capitol Strategies Group, LLC · Featherstonhaugh, Clyne & Mccardle, LLP · Mirram Group LLC · Sheppard Mullin Richter & Hampton LLP · Whiteman Osterman & Hanna LLP · Yoswein New York, Inc 	

Ranking based on total 2024 compensation paid to all lobbyists as reported in client semi-annual filings submitted as of March 20, 2025.

*Multistate Associates LLC and National Strategies, LLC are contractual clients that generally act as intermediaries to retain the services of a lobbyist for the benefit of others.

(5) LOBBYING FIRMS RANKED BY LARGEST NUMBER OF CLIENTS, 2024

Rank	Principal Lobbyist	# of Contractual Clients	# of Beneficial Clients	Total Compensation Received
1	Brown & Weinraub Advisors, LLC	342	375	\$22,117,159
2	Bolton-St. Johns, LLC	292	291	\$18,088,532
3	Kasirer LLC	242	250	\$17,124,577
4	Greenberg Traurig, LLP	225	236	\$14,506,018
5	Ostroff Associates, Inc.	161	164	\$9,191,134
6	Pitta Bishop & Del Giorno LLC	127	127	\$6,932,211
7	Hinman Straub Advisors, LLC	118	123	\$7,626,025
8	Park Strategies, LLC	113	115	\$5,576,326
9	Cozen O'Connor Public Strategies, LLC	106	108	\$6,292,943
10	Constantinople & Vallone Consulting LLC	102	102	\$6,053,744

Number of clients is the sum of the number of contractual and beneficial clients reported on 2023-2024 Lobbyist Statements of Registration. Total 2024 compensation is the sum of all compensation paid by clients to principal lobbyists as reported in lobbyist bi-monthly filings as of March 20, 2025.

(6) TOP TOPIC TRENDS, 2024

Subjects Lobbied Ranked by Selections Indicated in Lobbyist Bi-Monthly and Public Corporation Bi-Monthly Filings

Rank	Subjects Lobbied	# of Lobbyists	# of Clients	# of Filings
1	Miscellaneous Business – General	272	980	5,350
2	Budget/Appropriations	437	829	5,014
3	Health – General	346	630	4,055
4	Real Estate – General	179	663	3,712
5	Economic Development – General	196	422	2,273
6	Education – General	196	320	1,931
7	Labor – General	167	244	1,447
8	Transportation – General	159	234	1,385
9	Energy & Natural Resources – General	166	231	1,368
10	Health – Medicine/Medicaid	148	185	1,047

“Subject Lobbied” represents the number of lobbyists who reported the activity on behalf of a client, or client-beneficial client grouping, in at least one 2024 bi-monthly filing. Subjects are counted once if they appear in any bi-monthly filing disclosed by the same Lobbyist/Client/Beneficial Client grouping. The number of lobbyists and number of clients are counted from the associated registrations.

(7) TOP TEN MOST LOBBIED BILLS, 2024

Rank	Focus Number	Title	# of Clients	# of Lobbyists	# of Filings
1	S8307	Enacts into law major components of legislation necessary to implement the state health and mental hygiene budget for the 2024-2025 state fiscal year	194	99	432
2	A8807	Enacts into law major components of legislation necessary to implement the state health and mental hygiene budget for the 2024-2025 state fiscal year	188	96	405
3	S8303	AID TO LOCALITIES BUDGET	169	83	361
4	A8803	AID TO LOCALITIES BUDGET	153	79	324
5	S8308	Enacts into law major components of legislation necessary to implement the state transportation, economic development and environmental conservation budget for the 2024-2025 state fiscal year	123	78	265
6	A8808	Enacts into law major components of legislation necessary to implement the state transportation, economic development and environmental conservation budget for the 2024-2025 state fiscal year	119	75	258
7	S8306	Enacts into law major components of legislation necessary to implement the state education, labor, housing and family assistance budget for the 2024-2025 state fiscal year	113	74	202
8	S8305	Enacts into law major components of legislation necessary to implement the state public protection and general government budget for the 2024-2025 state fiscal year	97	60	186
9	S8300-A	STATE OPERATIONS BUDGET	100	40	176
10	A8800-A	STATE OPERATIONS BUDGET	96	39	170

Lobbied bills are reported by both lobbyists and public corporations in bi-monthly filings for each unique Principal/Client/Beneficial Client grouping. These table counts reflect 2024 filings submitted as of March 20, 2025.

(8) TOP 15 MOST LOBBIED PARTIES, 2024

Rank	Party	# of Lobbyists	# of Clients	# of Filings
1	Executive Chamber/Office of the Governor	662	1,513	4,574
2	NYS Senate Majority Program and Counsel Staff	350	937	2,434
3	NYS Assembly Majority Program and Counsel Staff	322	805	2,046
4	Ways and Means (Assembly Committee)	229	458	1,107
5	Assemblymember Amy R. Paulin	247	422	1,056
6	Division of the Budget	231	439	1,015
7	Department of Health	183	348	993
8	Senator Jeremy A. Cooney	244	425	970
9	Assemblymember John T. McDonald III	235	375	923
10	Senator Brad Hoylman-Sigal	252	375	913
11	Assemblymember Amy R. Paulin, staff member	203	340	912
12	Senator Pete Harckham	253	359	875
13	Senator Shelley B. Mayer	229	349	860
14	Senator Andrea Stewart-Cousins	296	379	853
15	Assemblymember Harry B. Bronson	211	342	846

Lobbied parties are reported by both lobbyists and public corporations in bi-monthly filings for each unique Principal/Client/Beneficial Client grouping. These table counts reflect 2024 filings submitted as of March 20, 2025.